




## Glow Plug Relay (19.60.34)

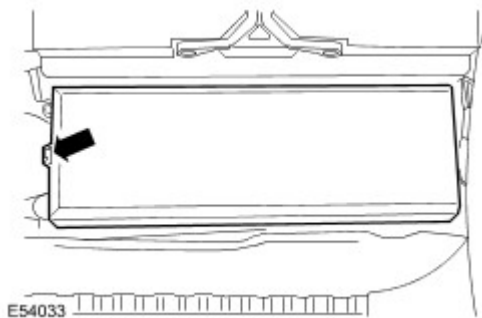
### Removal

#### NOTE :

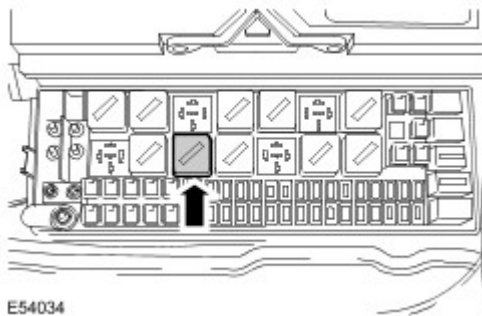
This procedure shows the removal and installation of the right hand bank and left hand bank glow plug relays. The glow plug relays are available individually.

1. Disconnect the battery ground cable. For additional information, refer to [Specifications](#) (Section 414-00)
2. Remove the battery junction box (BJB) lid.

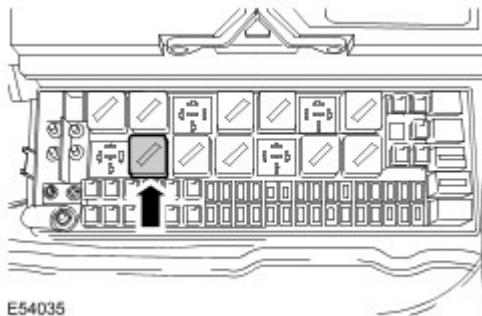
 Release the BJB latch.



3. Remove the RH bank glow plug relay.



4. Remove the LH bank glow plug relay.



### Installation

- 1 . To install, reverse the removal procedure.